

SINGER
150W2

LIST OF PARTS



MACHINE No. 150w2

THE SINGER MANUFACTURING COMPANY

INDEX

	Page
Accessories	14
Bobbin Winder	14
Knee Lifter	15
Machine No.150w2	7
Miscellaneous Parts	17
Numerical List of Parts	19
Roller Pressers	16
Thread Unwinder	17

Copyright, U. S. A., 1919, 1922, 1925, 1935 and 1936
by The Singer Manufacturing Co.
All Rights Reserved for all Countries

INSTRUCTIONS FOR ORDERING

In ordering from this list, use ONLY the PART number in the FIRST column.

The number stamped on a Sewing Machine Part is the number of the Single Part only, except when the part includes Set Screws, Clamping Screws, Studs and Rollers Spun on, Small Wires riveted, or Parts soldered together, etc., which it is necessary to furnish in combination.

Every combination of parts sent out has its specific number which, although not stamped on Parts (except in above case), must be used when ordering the combination.

Each number always indicates the SAME PART in whatever list it appears, or for whatever Machine.

The letters after some of the numbers indicate the style of finish only, as follows:

- A. Hardened, Polished and Plated.
- B. Polished and Plated.
- C. Hardened only.
- D. Polished only.
- E. Soft, not polished.
- F. Hardened and Polished.
- H. Blued.
- J. Nickel Plated only.
- R. Merlized.
- Y. Black Nickel Plated only.

These letters MUST BE USED when they appear in the list and AFTER the number, as in the list.

In this series


200001 to 201500 and 350001 to 351500 are Screw Numbers.
201501 to 201800 and 351501 to 351800 are Nut Numbers.
201801 to 202000 and 351801 to 352000 are Roller Numbers.
202001 to 350000 are Numbers of Machine Parts.

The figures in the second column refer only to the plate in which the illustration of the part is shown and are NOT TO BE USED in ordering.

Two or more numbers over a cut indicate that the difference between such parts is not visible in an illustration.

Parts marked with an asterisk (*) are furnished only when repairs are made at the factory.

LIST OF PARTS COMPLETE FOR



MACHINE No. 150w2

HIGH SPEED LOCK STITCH
BALL BEARING ROLLER PRESSER

FOR LIGHT LEATHER WORK
MAXIMUM STITCH SEVEN TO THE INCH.

No.	Plate	Name
*263001	-----	Arm with 202135 and 263002
202247	15913	" Cap
200278H	15901	" " Screw
202248	15901	" " " Washer
263003	15901	" Oil Cup
204235	15901	" Position Pin (2)
200010E	15901	" Screw (3)
202005	15901	" " Washer (3)
263004	15922	" Shaft with 200357E and 224392
263005	-----	" " Ball Bearing
*263006	-----	" " " Collar with 200352C and 201007C
263007	15913	Arm Shaft Ball Bearing Collar 263006 with 263005

No.	Plate	Name
200352C	15901	Arm Shaft Ball Bearing Collar Position Screw
201007C	15901	Arm Shaft Ball Bearing Collar Set Screw
263008	15913	" " " " Retainer
200098E	15901	" " " " Screw (3)
263096	15913	" " Bushing (front) with 223847
223847	-----	" " " " Oil Packing (wick)
200502B	15901	Arm Shaft Bushing (front) Oil Packing Thumb Screw
204329	-----	Arm Shaft Bushing (front) Oil Pad
200338C	15912	" " " " Set Screw
263105	15922	" " Connection Belt
263009	15913	" " " " Pulley with 200327C, 200602E and two 202253
263010	-----	Arm Shaft Connection Belt Pulley 263009 with 263020, 263021, 263094, 263095, 351845, two each 201531E and 350351C
200602E	15901	Arm Shaft Connection Belt Pulley Position Screw
200327C	15901	Arm Shaft Connection Belt Pulley Set Screw
202253	15901	Arm Shaft Connection Belt Pulley Spring Flange
224392	-----	Arm Shaft Oil Packing (wick)
200357E	15901	" " " " Stop Screw
263011	15913	Balance Wheel (disc)(belt groove 2-1/8 in. diam.) with 200328C and 200335C
144D	15901	Balance Wheel Adjusting Screw
200328C	15901	" " Position Screw
200335C	15912	" " Set Screw
*263012	-----	Bed
263149	15923	" Plate (back)
200577H	15901	" " " Screw (2)
207966Y	15923	" Slide (front)
263099	15901	Bobbin
263014	15901	" Case Base
263108	15901	" " Cap with 200592C, 201016F and 263110
263109	-----	Bobbin Case Cap complete, Nos. 200964E, 210736, 210914 and 263108
210913	15901	Bobbin Case Latch
210914	-----	" " " " 210913 with 210734 and 210735
210735	15901	Bobbin Case Latch Fulcrum Pin
210734	15901	" " " Lever
210736	15901	" " " Spring
200964E	15901	" " " Stop Screw
263017	15901	" " Stop
200136D	15901	" " " Screw

No.	Plate	Name
263110	15912	Bobbin Case Tension Spring
201016F	15901	" " " " " Regulating Screw
200592C	15901	Bobbin Case Tension Spring Screw
263019	-----	Bobbin Case complete, Nos. 263014 and 263109
263159	15922	Face Plate
202135	15901	" " Position Pin
200462B	15901	" " Thumb Screw
202275	15915	Feed Bar
200641C	15904	" " Hinge Screw (driving)
201522E	15904	" " " " Nut
202276	15904	" " Slide Block
202298	15904	" " " " Crank with 200038C
203124	-----	" " " " " 202298 with 200205F, 201518E and 202276
200038C	15904	Feed Bar Slide Block Crank Pinch Screw
200205F	15904	" " " " " Hinge Screw
201518E	15904	" " " " " Nut
207075	15921	" Dog
200106E	15904	" " Screw (2)
202297	15915	" Driving Connection with 200054E and 202277
202298	15904	Feed Driving Connection Crank with 200038C
200038C	15904	Feed Driving Connection Crank Pinch Screw
200545C	15904	Feed Driving Connection Hinge Screw
201518E	15904	" " " " " Nut
202277	-----	" " " " Oil Packing (wick)
200054E	15904	" " Pinch Screw
263020	15923	" " Eccentric (indexed) with 263023
263021	15923	Feed Driving Eccentric Adjusting Disc
263094	15904	" " " " " " Locking Stud
263095	15904	Feed Driving Eccentric Adjusting Disc Locking Stud Spring
351845	15904	Feed Driving Eccentric Roller
263023	15904	" " " " " Stud
350351C	15904	" " " " " Screw
201531E	15904	" " " " " Nut
202303	15922	" " Rock Shaft
206860	-----	" " " " " 202303 with 200641C, 201522E and 202275
202305	15904	Feed Driving Rock Shaft Center (2)
200043C	15904	" " " " " Set Screw (2)
202306	15915	Feed Lifting Connection with 200054E and 202277

No.	Plate	Name
202307	15904	Feed Lifting Connection Eccentric with 200382C and 200437C
200437C	15904	Feed Lifting Connection Eccentric Position Screw
200382C	15904	Feed Lifting Connection Eccentric Set Screw
200545C	15904	Feed Lifting Connection Hinge Screw
201518E	15904	" " " " " Nut
202277	-----	" " " Oil Packing (wick)
200054E	15904	" " " Pinch Screw
202308	15922	" " Rock Shaft
202305	15904	" " " Center (2)
200043C	15904	" " " Set Screw (2)
213161	15904	" Regulating Lever with 213657
200665C	15904	" " " Hinge Screw
206452	15904	" " " Spring
213657	15904	" " " Pin
*263025	-----	Hook
263026	15905	" 263025 with 200145C, 203101, 210536, 263034, two 462C and three 200596F
263027	-----	Hook and Bobbin Case complete, Nos. 263019 and 263026
210536	15905	Hook Gib
200596F	15905	" " Screw
203101	-----	" Oil Wick
462C	15905	" Set Screw
263028	15922	" Shaft
263029	15921	" " Ball Bearing
*263030	-----	" " " Collar with two 200383C
263031	15915	Hook Shaft Ball Bearing Collar 263030 with 263029
200383C	15905	Hook Shaft Ball Bearing Collar Set Screw
263032	15915	" " " Retainer
200098E	15901	" " " Screw (3)
263092	15915	" " Bushing (front) with 263093
263093	-----	" " " Oil Packing (wick)
204329	-----	Hook Shaft Bushing (front) Oil Pad
200346C	15905	" " " Set Screw
263033	15915	" " Connection Belt Pulley with 202324 and two 201018C
201018C	15907	Hook Shaft Connection Belt Pulley Set Screw
202324	15905	Hook Shaft Connection Belt Pulley Spring Flange
222583	-----	Hook Shaft Oil Packing (wick)(back)
202260	-----	" " " " (front)
263034	15905	" Washer Needle Guard
200145C	15905	" " " Screw

No.	Plate	Name
237837	15923	Knee Lifter Connection Lever
244035	-----	" " " " 237837 with 202447, 244034 and two 200262H
200262H	15912	Knee Lifter Connection Lever Hinge Screw
202447	15915	" " " " Lifting Rod with 202302
202302	15912	Knee Lifter Connection Lever Lifting Rod Cotter Pin
244034	15914	Knee Lifter Lifting Lever
200262H	15912	" " " " Hinge Screw
202326	15912	Needle Bar with 200141F
263117	15921	" " Bushing
263119	-----	" " " 263117 with 202326
200352C	15901	" " " Set Screw
263035	15905	" " Connecting Link
263036	15905	" " " Oil Guard
200161D	10247	" " " " " Screw
263037	-----	" " " " Oiling Felt
200161D	10247	" " " " " Screw
202333	15912	Needle Bar Connecting Link Stud with 202254
202254	-----	Needle Bar Connecting Link Stud Oil Packing (wick)
200374C	15905	Needle Bar Connecting Link Stud Set Screw
*206891	-----	Needle Bar Connecting Stud
202329	15912	" " " " 206891 with 200066C and 202330
202330	-----	Needle Bar Connecting Stud Oil Packing (wick)
200066C	15921	Needle Bar Connecting Stud Pinch Screw
202328	15923	" " Crank with 200335C, 200428C, 202333 and two 200374C
263038	-----	Needle Bar Crank 202328 with 202329, 202398 to 202400 and 263035
203172	15912	Needle Bar Crank Friction Washer
200428C	15912	" " " Position Screw
200335C	15912	" " " Set Screw
200141F	15912	" Set Screw
207072	15921	Presser Bar Bushing
200352C	15901	" " " Set Screw
202339	15905	" " Lifter
200653C	15905	" " " Hinge Screw
244004	15912	" " Lifting Releasing Lever Bracket
200260D	15912	Presser Bar Lifting Releasing Lever Bracket Guide Screw
206608	15912	Presser Bar Lifting Releasing Lever Bracket Spring

No.	Plate	Name
202337	15912	Presser Bar Position Guide
202338	15914	" " " " Lever with 200086F
200086F	15921	Presser Bar Position Guide Lever Pinch Screw
200352C	15901	Presser Bar Position Guide Set Screw
263098	15914	" " Spring
202346	15914	" " " Stop Rod
200492B	15914	" " Thumb Screw (pressure reg- ulating)
200475B	15914	Presser Bar Thumb Screw Thumb Set Screw
202355	15914	" " " " " " " " Packing (brass)
201928	15924	Roller Presser, 1-1/4 in. diam., 3/16 in. face (fine) with 1528J, 1766C, 50553C and twenty-four 16232
203426	15924	Roller Presser Arm
203427	-----	" " " 203426 with 201928
233807	15924	" " " Bracket
235088	15924	" " " " Position Collar with 200362C
200117F	15924	Roller Presser Arm Bracket Position Collar Position Screw
200362C	15924	Roller Presser Arm Bracket Position Collar Set Screw
202558	15924	Roller Presser Arm Bracket Spring
202559	15924	" " " " " " Stop
200141F	15912	" " " " " " " Screw
200096D	15924	Roller Presser Arm Screw
16232	-----	" " Ball, 3/32 in. diameter
1766C	15924	" " " Cone
202557	15923	" " Bar
50553C	15924	" " Hinge Screw
1528J	15924	" " " " Nut
233808	-----	Roller Presser and Bar complete, Nos. 200096D, 200117F, 202557 to 202559, 203427, 233807, 235088 and two 200141F
202397	15914	Take-up (auxiliary)
200842E	15914	" " " Screw
202398	10247	" Lever
202399	10247	" " Driving Stud with 202277
202277	-----	" " " Oil Packing (wick)
202400	10247	Take-up Lever Hinge Stud with 202423
202423	-----	" " " " Oil Packing (wick)
200383C	15905	Take-up Lever Hinge Stud Set Screw
263040	-----	" " Oiling Felt
200132E	10247	" " " " Screw (2)

No.	Plate	Name
263041	15914	Take-up Lever Oiling Wick with 202097
263097	-----	" " " " Wire
244048	10247	Tension Disc (back)
244049	10247	" " (front)
202404	10247	" Release Plunger
202405	15907	" " Washer
202407	10881	" Spring
263106	15914	" " Washer
200025F	10247	" Stud with 204925
200061C	15907	" " Set Screw
204925	15907	" " Washer
201172B	10881	" Thumb Nut
263107	-----	Tension complete, Nos. 200625F, 201572B, 202405, 202407, 202410, 244048, 244049 and 263106
202410	15907	Thread Controller Spring
202411	15907	" " " Stop
200132E	10247	" " " " Screw
202412	15907	" Guide
202414	15907	" "
202415	15907	" "
202417	15914	" "
263118	15921	" " (on needle bar bushing)
200362H	15907	" " Screw
200355H	15907	" " Set Screw
200397C	15907	" " " "
241735	15921	" Lubricator Oil Pad (felt)
244057	15923	" " " " Holder
241737	15921	" " " " Retainer
241738	15923	" " " Reservoir
241759	-----	" " " Wick
350280F	15921	" " Screw
214838	15921	" " " Washer
244058	-----	Thread Lubricator complete, Nos. 214838, 241755, 241757 to 241759, 244057 and 350280F
240034	15914	Thread Retainer
200368H	15907	" " Set Screw
263050	15921	Throat Plate, 50 needle hole, for needle sizes 14 and 15, with 263017 and two 200136D
200577H	15901	Throat Plate Screw (2)

ACCESSORIES

No.	Plate	Name
200157B	15907	Attachment Screw
263099	15901	Bobbin (5)
*225482	-----	" Case Screw Driver Blade
*225483	-----	" " " " Handle
225497	14334	Bobbin Case Screw Driver complete, Nos. 225482 and 225483
12361	14334	Machine Hinge Connection (2)
135 x 4	-----	Needles, three each, sizes 14 and 16
228212	-----	Drip Pan (short) with four 1 in. wire nails
41400	14334	Machine Rest Pin (wood)
120342	14334	Oiler (copper plated) with 120343
120343	14334	" Spout, 3-1/2 in. long
*225484	-----	Screw Driver Blade
*225485	-----	" " Handle
225498	14334	Screw Driver complete (7-1/4 in. long), Nos. 225484 and 225485
4822	15921	Roller Presser Hinge Screw Nut Wrench
225554	14334	Wrench (steel)

BOBBIN WINDER

Swing Automatic, Right Hand

225453	10884	Frame with 202277 and 225438
225454	10884	" Hinge Pin
202277	-----	" Oil Packing (wick)
225438	10884	" " Well Cap
225455	10884	" Spring
225456	10884	" " Plunger
202473	10885	Pulley with 200380C
200380C	15907	" Set Screw
225381	10884	Spindle
225444	10884	Stop Latch
200056E	10884	" " Screw
225458	10884	" " Thumb Lever
225459	10884	" " " Hinge Stud
225459	10884	" " " Joint Stud
202478	10884	" " Trip Lever
200299H	10884	" " " Hinge Screw

ACCESSORIES

No.	Plate	Name
225461	10881	Tension Bracket with 201499B
200082D	10881	" " Screw
228026	10884	" " Washer
2102	10881	" Disc
202407	10881	" Spring
201499B	10881	" Stud
201572B	10881	" " Thumb Nut
225462	10881	Bobbin Winder Tension Bracket complete, Nos. 201572B, 202407, 225461 and two 2102
225433	10885	Bobbin Winder and Tension Bracket Base
225382	10885	Universal Bobbin Winder complete, Nos. 200056E, 200082D, 200299H, 202473, 202478, 225381, 225433, 225444, 225453 to 225456, 225458, 225462, 228026, two each 225459 and wood screws 3/4 in., No. 12, R.H.B.

KNEE LIFTER

228294	15911	Rock Lever with two 356C
228295	15911	" " Bracket with 356C and four wood screws 7/8 in., No. 12
228299	-----	Rock Lever Bracket 228295 with 228294 and 228297
228296	15911	Rock Lever Extension with 200529C
356C	15911	" " " Set Screw
228297	15911	" " Hinge Pin
356C	15911	" " " Set Screw
202455	15911	" " Knee Arm
356C	15911	" " " Set Screw
228284	15911	" " " Plate with 356C
356C	15911	" " " Set Screw
227728	15911	" " Rod with 227729
*227729	-----	" " Cap
200529C	15911	" " " Set Screw
228298	15911	Knee Lifter complete, Nos. 202455, 227728, 228284, 228296 and 228299

(Other Knee Lifter parts are listed with parts of machine head.)

ROLLER PRESSERS

No.	Plate	Name
201926	15924	Roller Presser, 1-3/16 in. diam., 5/32 in. face (fine), with 1528J, 201699C, 350104C and twenty-eight 206417
201928	15924	Roller Presser, 1-1/4 in. diam., 3/16 in. face (fine), with 1528J, 1766C, 50553C and twenty-four 16232
201931	15924	Roller Presser, 1-1/4 in. diam., 1/8 in. face (fine), with 1528J, 1766C, 50553C and twenty-four 16232
201933	15924	Roller Presser, 1-1/4 in. diam., 1/16 in. face (fine), with 1528J, 1766C, 50553C and twenty-four 16232
203426	15924	Roller Presser Arm
203427	-----	" " " 203426 with 201928
233807	15924	" " " Bracket
235088	15924	" " " Position Collar with 200362C
200117F	15924	Roller Presser Arm Bracket Position Collar Position Screw
200362C	15924	Roller Presser Arm Bracket Position Collar Set Screw
202558	15924	Roller Presser Arm Bracket Spring
202559	15924	" " " " " Stop
200141F	15912	" " " " " Screw
200096D	15924	Roller Presser Arm Screw
16232	-----	" " Ball, 3/32 in. diameter
206417	-----	" " " 1/16 in. diameter
1766C	15924	" " " Cone
201699C	15924	" " " "
202557	15923	" " Bar
50553C	15924	" " Hinge Screw
350104C	15924	" " " "
1528J	15924	" " " " Nut
233808	-----	Roller Presser and Bar complete, Nos. 200096D, 200117F, 202557 to 202559, 203427, 233807, 235088 and two 200141F

THREAD UNWINDER

No.	Plate	Name
225257	14363	Spool Rest (for two spools)(flat) with 201018C
150203	-----	Spool Rest Cushion (felt)
225388	14363	" " Rod
200383C	15905	" " " Set Screw
201018C	15907	" " " Set Screw
202490	14363	" Stand with 200383C
225391	14363	Thread Guide
201696J	15907	" " Lock Nut
225326	15907	" " Position Cup
225324	14363	" " Rod with 208E and 225322
208E	15907	" " " Screw
225322	15907	" " " Washer
225258	14363	Thread Unwinder (for two spools) complete, Nos. 201696J, 202490, 225257, 225324, 225326, 225388, two each 150203, 225391 and three wood screws 7/8 in., No.12

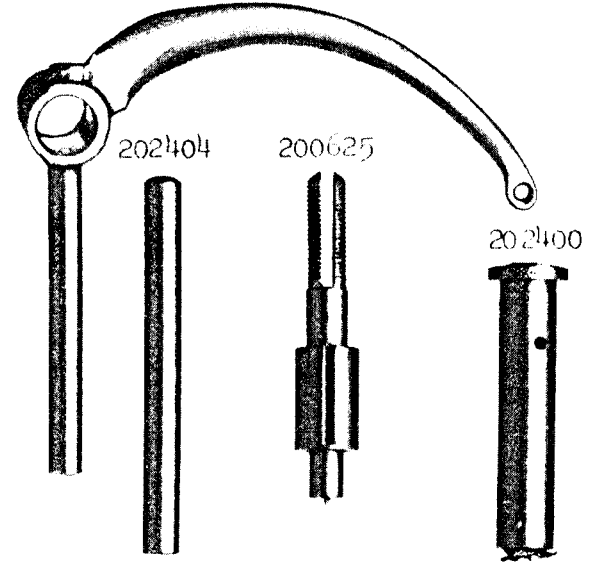
MISCELLANEOUS PARTS

Used in conjunction with Thread Unwinder

60913	14363	Spool Weight with 60914
60914	-----	" " Center Pin
225377	14363	" Wire, for small spools
27739	14363	Thread Cone (wood)

PLATE 10247 - FULL SIZE

202398



Genuine Singer Needles should be used
in Singer Machines.
These Needles and their Containers
are marked with the
Company's Trade Mark "SIMANCO." 1

Needles in Containers marked
"For Singer Machines"
are not Singer made needles. 2


202399




202401




202405



244048



244049



202407



200081



200161



200132



201572



PLATE 10881—FULL SIZE

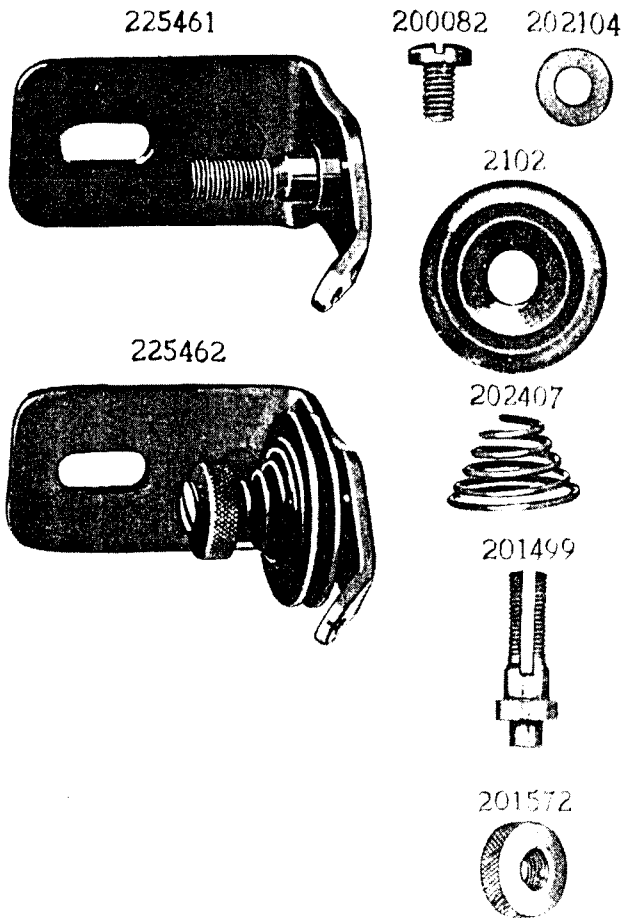


PLATE 10884—FULL SIZE

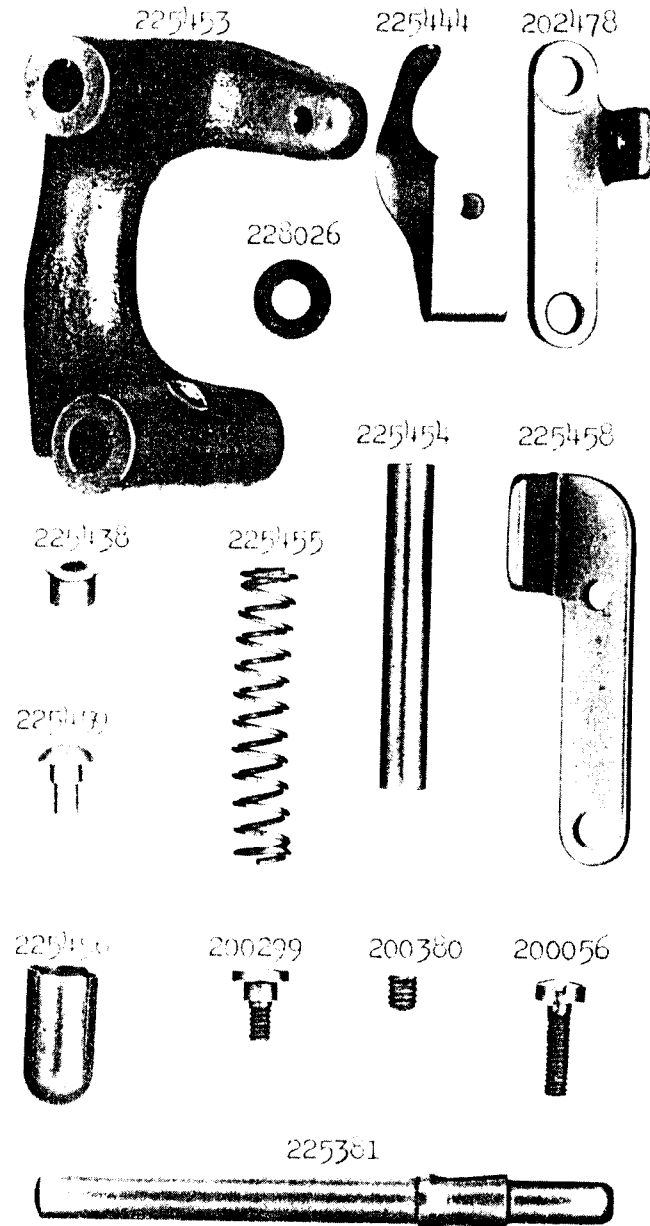


PLATE 10885 ONE-FOURTH SIZE

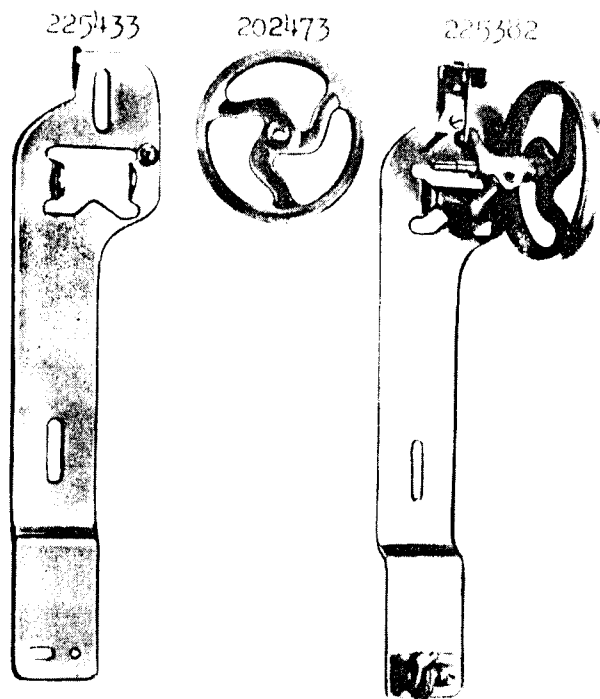


PLATE 14334--ONE-HALF SIZE

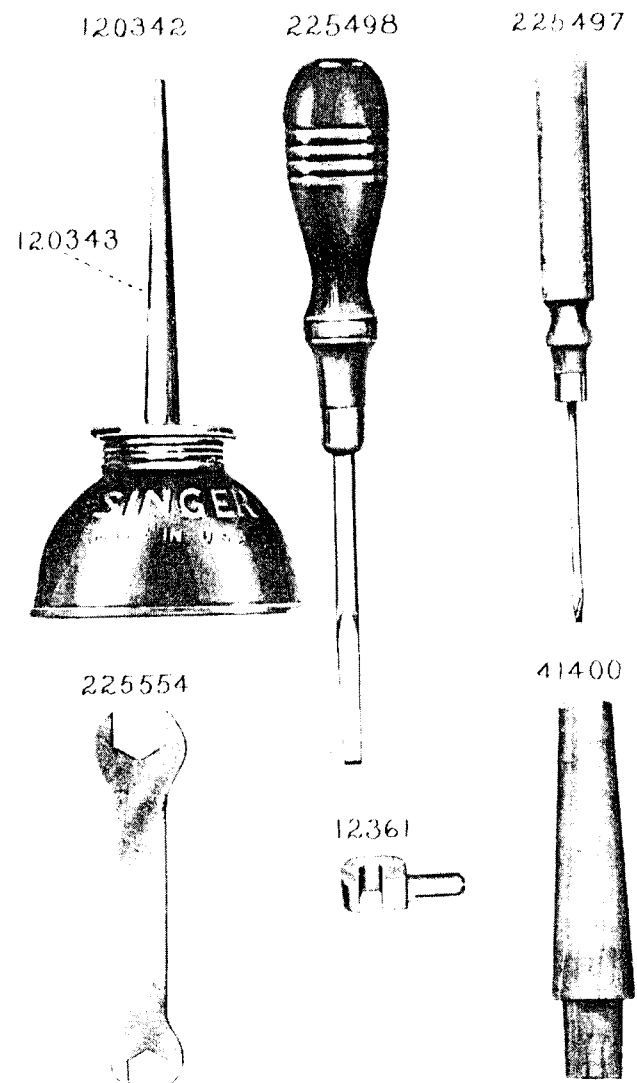


PLATE 14363—ONE-SIXTH SIZE

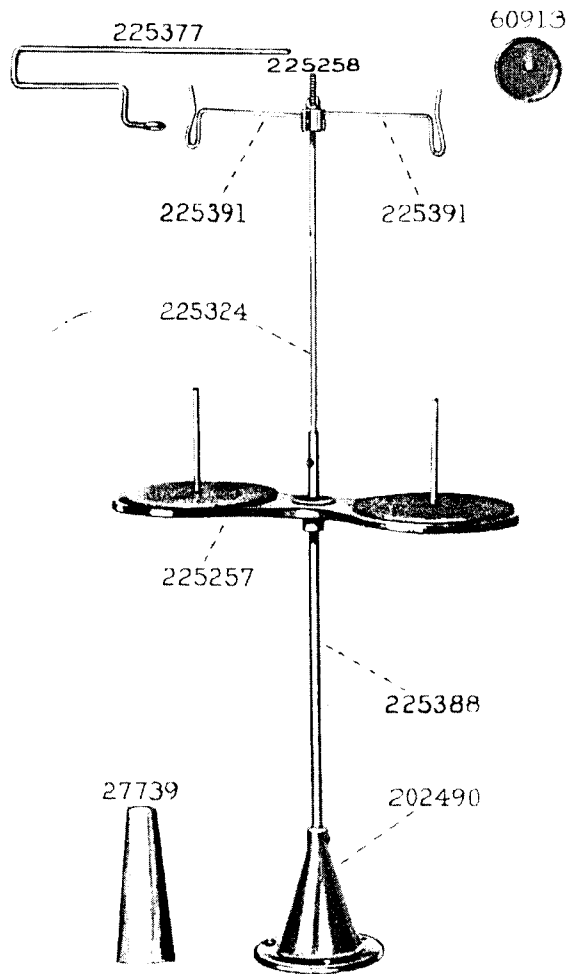


PLATE 15901—FULL SIZE

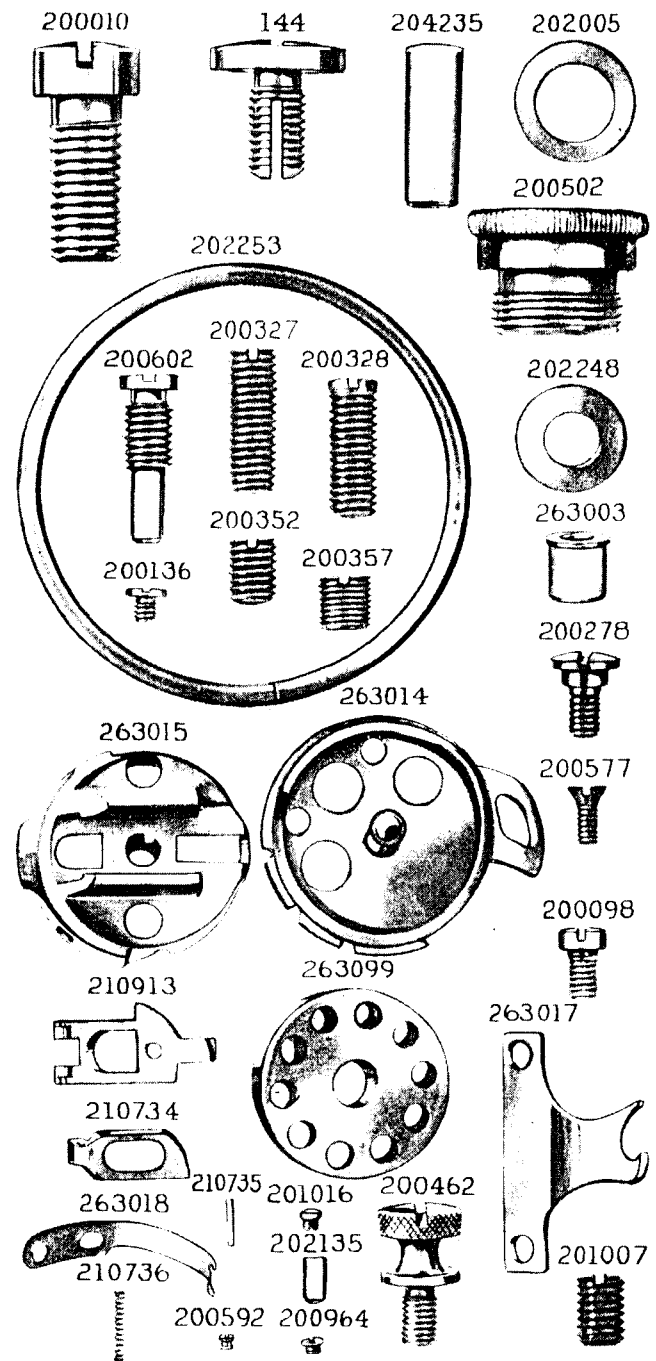


PLATE 15904—FULL SIZE

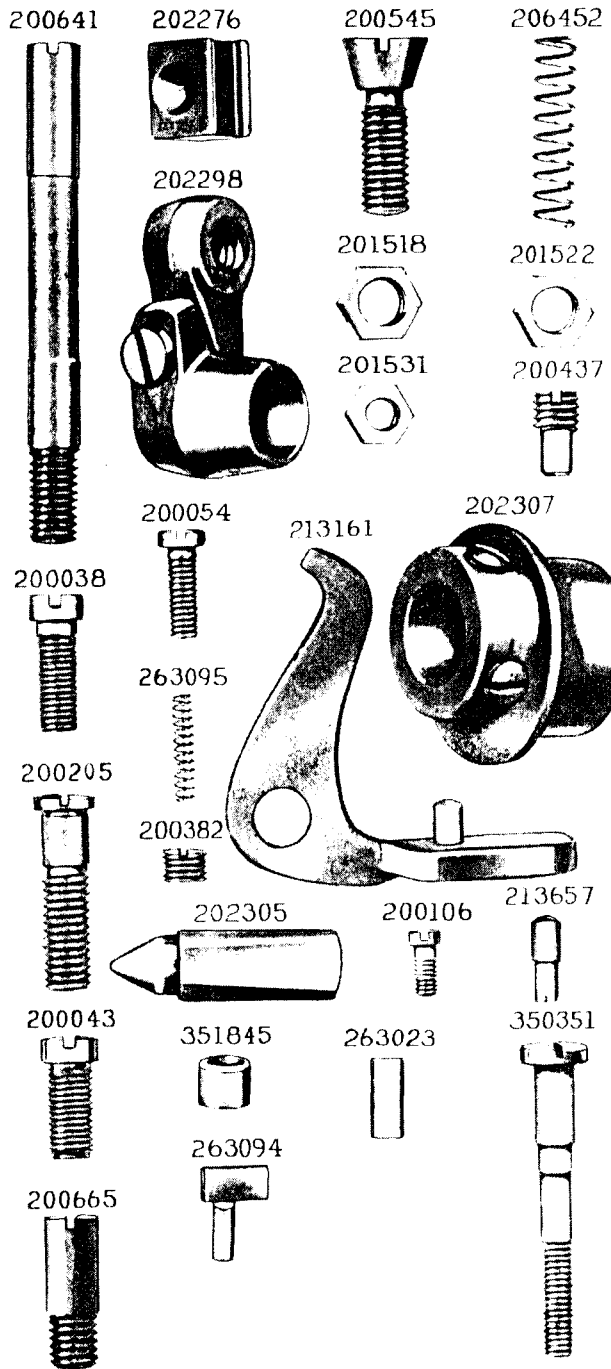


PLATE 15905—FULL SIZE




PLATE 15907—FULL SIZE

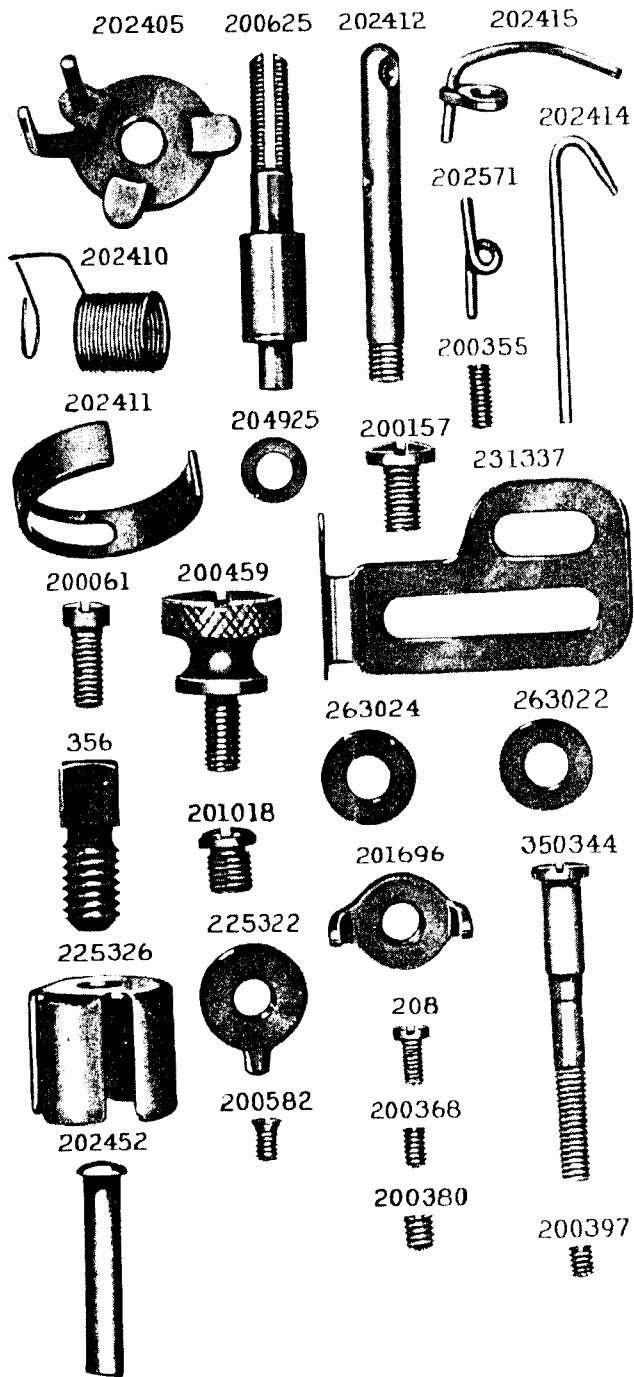


PLATE 15907—ONE-FOURTH SIZE

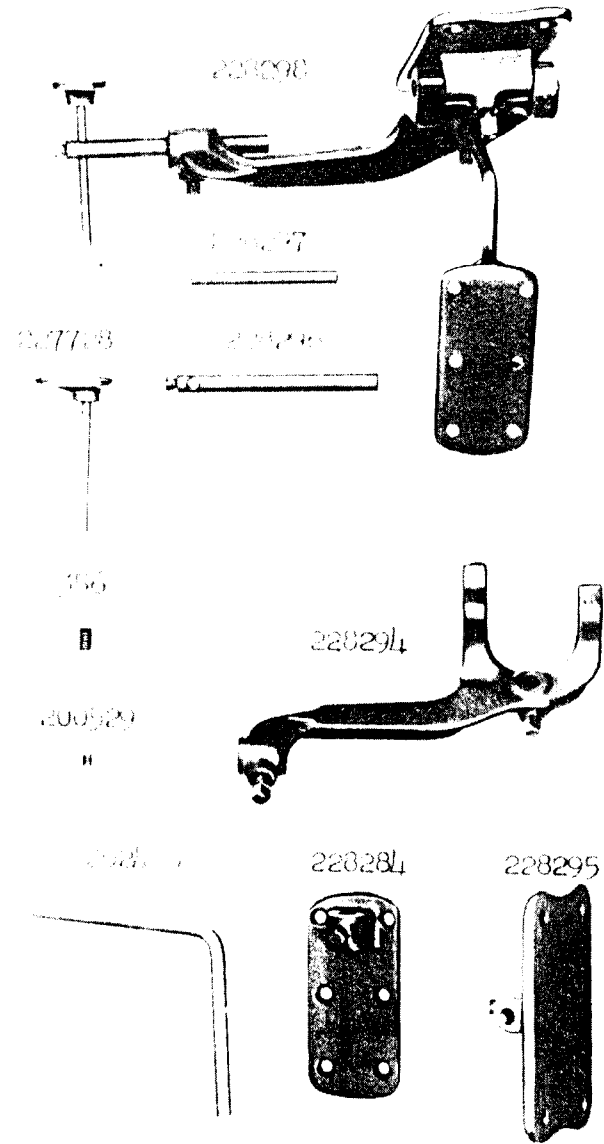


PLATE 15912 FULL SIZE

202326



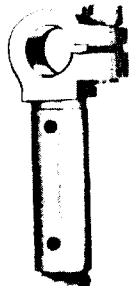
200355




200141



202327



203172



200260




200356



263110



202328



202337



202302




202329



202340



200252




200352



PLATE 15913 ONE-HALF SIZE

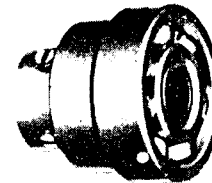
202247



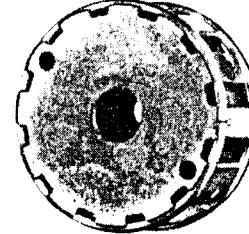
263093



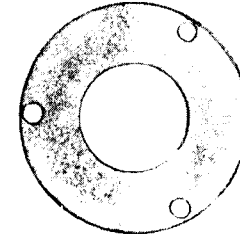
263007



263009



263008



263011




PLATE 15921--FULL SIZE

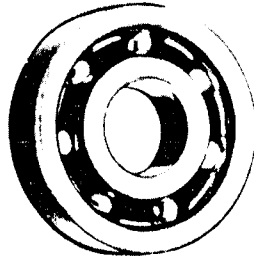
253117




207072



213029




203040



2072



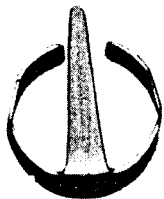
207075




214636



241757



241755



203110



200086



350260



PLATE 15922 ONE-FOURTH SIZE

263004



263028



202303



202302



203105



202130



PLATE 15923 ONE-HALF SIZE


202557



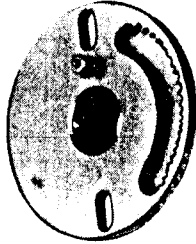
207966



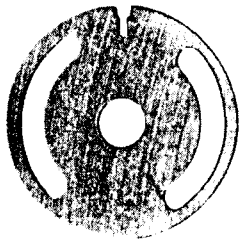
263149



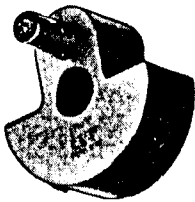
263020



263021




202328



237837



241057



241758

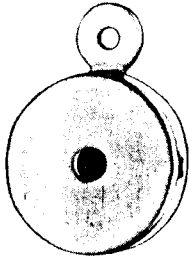
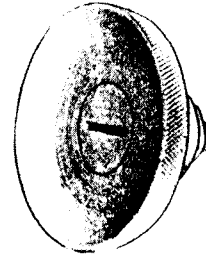
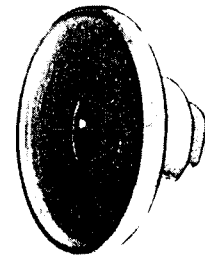


PLATE 15924 FULL SIZE


201920



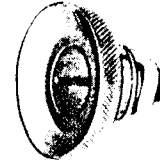
201931



201933



201926



202559



202558



235038




350104



205426



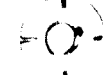
233007



200913



1766



201399



200096



1528



200400



200117

